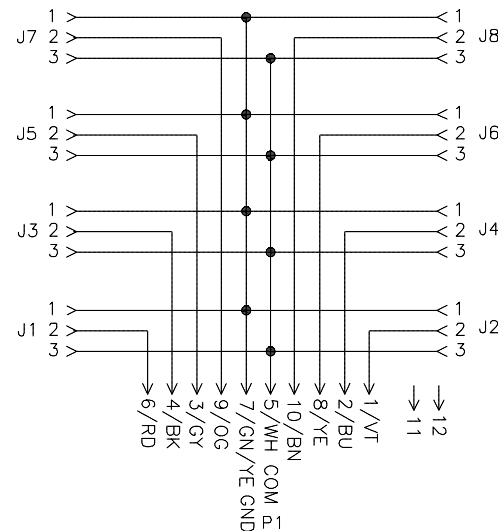


CABLE LENGTH	TOLERANCE*
ALL LENGTHS	+ 4% (OR 50mm) OF LENGTH - 0% (OR 0mm) OF LENGTH WHICHEVER IS GREATER
STRIP LENGTH	TOLERANCE*
0-7mm	±0.5mm
8-29mm	±1.0mm
30-49mm	±2.0mm
50-69mm	±3.0mm
70-100mm	±4.0mm
OVER 100mm	±5.0mm

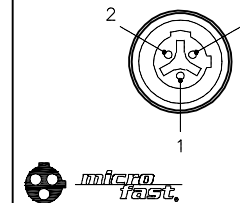
* UNLESS OTHERWISE SPECIFIED



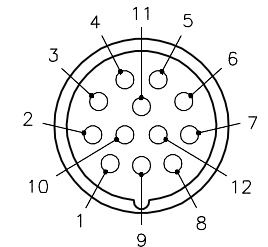
SPECIFICATIONS

NUMBER OF CONDUCTORS [AWG]	10x18 AWG
DRAIN/SHIELD	20 AWG DRAIN/POLYESTER FOIL SHIELD
CONDUCTOR INSULATION MATERIAL	PVC
OUTER JACKET MATERIAL/COLOR	PVC/BLACK
MOLDED HEAD MATERIAL/COLOR	TPU/BLACK (P1)
HOUSING MATERIAL/COLOR	NYLON/YELLOW
RECEPTACLE MATERIAL/PLATING	BRASS/NICKEL
CONTACT CARRIER MATERIAL/COLOR	NYLON/BLACK
CONTACT MATERIAL/PLATING	BRASS/GOLD
SEALING RING MATERIAL	FKM/FPM
OPERATING VOLTAGE	250 VAC/300 VDC
OPERATING CURRENT	4.0 AMPS PER PORT, 7.0 AMPS TOTAL
PROTECTION CLASS to DIN 40050	IP 67 - ONLY WHEN ALL RECEPTACLES ARE COVERED WITH PLUGS OR CONNECTED
OPERATING TEMPERATURE	-30°C to +105°C (-25°F to +221°F)

FEMALE END VIEW (J1-J8)



MALE END VIEW (P1)



SOURCE DRAWING - FOR REFERENCE ONLY

NOTES:

- "*" INDICATES CABLE LENGTH IN METERS. CONTACT TURCK TO ORDER SPECIFIC LENGTHS.



SB-CC CLOSURE
CAPS (2 INCLUDED)

RELATED DOCUMENTS		3RD ANGLE PROJECTION		THIS DRAWING IS CONFIDENTIAL AND THE PROPERTY OF TURCK INC. USE OF THIS DOCUMENT WITHOUT WRITTEN PERMISSION IS PROHIBITED.	<div>TURCK</div>	3000 CAMPUS DRIVE MINNEAPOLIS, MN 55441 1-800-544-7769 (763) 553-7300 (763) 553-0708 fax www.turck.us	
1. 2. 3. 4.							
MATERIAL		DRFT JBJ		DATE 12/11/01	DESCRIPTION VBKB 80-*--CSRM 12		
SEE SPECIFICATIONS		APVD		SCALE 1=2			
FINISH		UNIT OF MEASUREMENT MILLIMETER [INCH]			IDENTIFICATION NO.		REV D
SEE SPECIFICATIONS							
				FILE: 777000581		SHEET 1 OF 1	